

# BREAK FREE from the cord



## INDUSTRIAL CORDLESS METALWORKING SOLUTIONS

LEARN MORE



**metabo**<sup>®</sup>  
PROFESSIONAL POWER TOOL SOLUTIONS

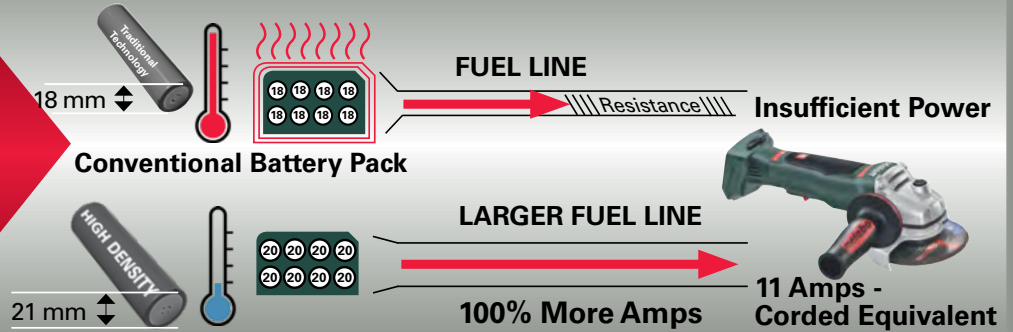
CLICK TO  
LEARN MORE



# AMPLIFIED CORDLESS POWER

**100%  
MORE  
POWER\***

## NEW CELL TECHNOLOGY



**115%  
MORE  
RUNTIME\***

## NEW BATTERY ARCHITECTURE

Air-Cooled design allows for faster charging cycles

Epoxy sealed electronics

Highest quality copper and nickel plating in connectors



Larger, higher current carrying contacts

More robust silver plated copper power rails

**85+1**  
Power Tools Battery pack



# THE ONLY CHOICE FOR CORDLESS METALWORKING!

\* US Industry Standard 5.0 Li-ion




**More robust silver plated copper power rails**



**Revolutionary LiHD high-performance cells**

**LiHD**  
TECHNOLOGY



**Patented AIR COOLED charging technology – for faster charging and longer service life.**



**100% compatibility**  
with all current and future  
cordless machines from  
Metabo.

# BATTERIES

## Li-Ion Power

### 2.0 Ah Li-Ion



#625596000

Most compact for maximum flexibility.

### 5.2 Li-Ion



#625592000

Generous runtime for heavy applications.



### 4.0 LiHD Compact



#625367000



Significantly smaller and lighter than full size battery packs. Provides run-time similar to many industry standard full size 18V batteries.

### 5.5 Ah LiHD



#625342000

Extreme power output, run-time and performance for largest range of applications.

### 8.0 Ah LiHD



#625369000


The ultimate professional battery for the most demanding industrial applications.

# CHARGERS

## ASC Multi 8

627301000

Air-Cooled Multi-Bay Charger



- Uninterrupted power availability
- Charges 8 batteries simultaneous
- Works with 18V and 36V batteries
- Heavy duty aluminum housing



## ASC 30-36 Air-Cooled Charger

627046000

For 18V and 36V batteries



## ASC Ultra Fast Air-Cooled Charger

627268000

For 18V and 36V batteries

Cuts charging time in 1/2



## ULTRA-M: THE MOST ADVANCED 18V BATTERY SYSTEM

**Air-Cooled:** The built-in fan system quickly cools a hot battery pack, reducing the overall charging time while increasing battery life.

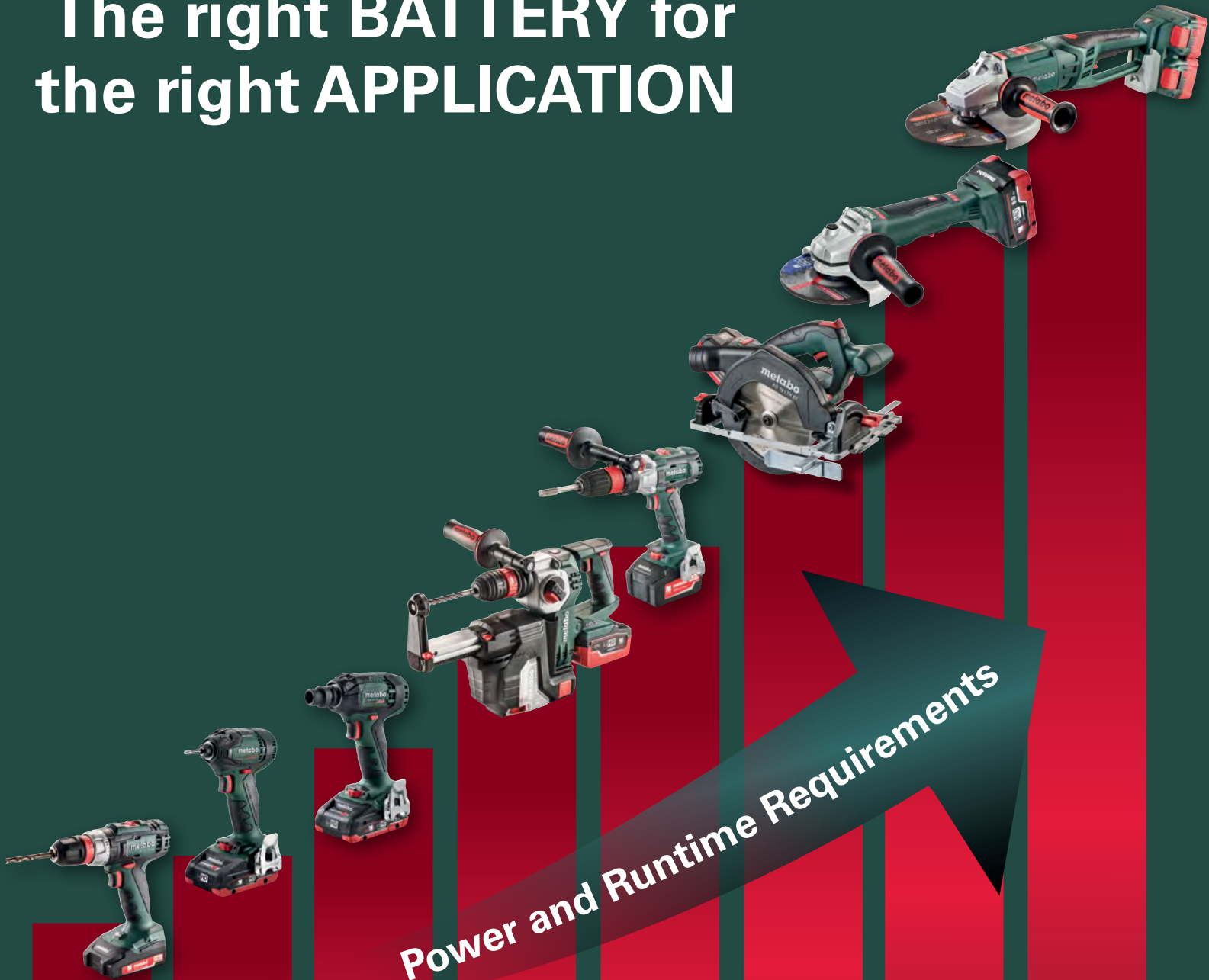
**Electronic Single Cell Protection (ESCP):** Each cell evenly charges and discharges, extending the life of the battery, helping protect the motor and extending the life of the tool.



**3-Year Unconditional Battery Warranty**



# The right BATTERY for the right APPLICATION



 Li-Ion 2.0Ah Compact



 LiHD 4.0Ah Compact



 Li-Ion 5.2Ah



 LiHD 8.0Ah



## 100% COMPATIBILITY

All battery packs are compatible with all existing and future Metabo 18V tools and chargers.



# ASSEMBLY PROCESS FROM START TO FINISH

## CUTTING + DRILLING



**2.5" Metal Band Saw**  
MBS 18 LTX 2.5  
#613022850 (BARE)



**Bandsaw Blades**  
32-7/8" x 1/2" x .020" 14TPI  
#626427000   
32-7/8" x 1/2" x .020" 18TPI  
#626428000   
32-7/8" x 1/2" x .020" 14/18TPI  
#626429000



**4,000 RPM High-Speed Drill**  
BE 18 LTX 6  
#600261890 (BARE)



**18V 3-Speed 1/2" Brushless Drill/Driver**  
BS 18 LTX-3 BL Q I  
#602355620 (2 x 5.5 Ah)

**Up to 3,800 RPM!**

### Angle Grinders

WPB 18 LTX BL 115 (4 1/2")   
#613074860 (BARE), #613074620 (2 x 5.5 Ah)

WPB 18 TLX BL 150 (6")   
#613076860 (BARE), #613076640 (2 x 8.0 Ah)

WPB 36 LTX BL 230 (9")   
#613101640 (2 x 6.2Ah 36V)

WPB 36-18 LTX BL 230 (9")   
#613102860 (BARE)

**Safety Brake:** Quickly stops the wheel



**Paddle Switch**



**Rotatable battery pack**  
Ideal for grinding and cutting applications in hard to reach areas



**Optimum Performance with 6" Original Slicer!**  
#655339000





# WITH METABO CORDLESS

## TAPPING



**2 in 1: Push pull tapping tool & 1/2" Brushless Drill/Driver**

**GB 18 LTX BL Q I #603828890 (BARE)**

**Chucks for Tapper**

1/2" Quick Change Tapping Chuck M8-M12 #627237000 **i**

1/2" Quick Change Tapping Chuck M4-M6 (up to 1/4") #627235000 **i**

## FASTENING

**NEW**

**PLAY ▶**

**BRUSHLESS MOTOR**

**STOP**



**Brushless 1/4" Impact Driver**

SSD 18 LTX 200 BL  
#602396520 (2 X 4.0 Ah)  
#602396890 (BARE)

**NEW**

**PLAY ▶**

**BRUSHLESS MOTOR**

**STOP**



**Brushless High Torque 1/2" Impact Wrench**

SSW 18 LTX 300 BL  
#602395520 (2X 4.0 Ah)  
#602395890 (BARE)

## RIVETING

**PLAY ▶**

**NEW**

**BRUSHLESS MOTOR**

**Rivet Gun**

NP 18 LTX BL 5.0  
#619002890 (BARE)

**Up to 1/4" Rivets in aluminum!**








# WELDING PREP AND DEBURRING




**4 1/2"-5" Flat Head Paddle Switch Cordless Angle Grinder**  
 WPF 18 LTX 125  
 #US613070620 (2 X 8.0 Ah)   
 #613070860 (BARE) 



**Rotatable Battery Pack**  
 - For working in confined spaces



## 6" Brushless Paddle Switch Angle Grinder with Brake

WPB 18 LTX BL 150  
 #613076640 (2 X 8.0 Ah)   
 #613076860 (BARE) 





**Detachable Dust Filter**  
 - Protects motor components from damage

**Additional Cutting Guide**  
 - For increased precision of straight edges



## 9" Cordless Angle Grinder

WPB 36 LTX BL 230 (1 - 36V)   
 #613101640 (2 X 6.2 Ah)  
 WPB 36-18 LTX BL 230 (2 - 18V)   
 #613102860 (BARE)



**Patented One-Touch Controller**  
 - Tool free depth adjustment  
 - Unmatched precision  
 - Locked in depth settings



**Optimum Performance with 9" Slicer Plus!**  
 #655797000 



## Chamfering Radius Beveling Tool

KFM 18 LTX 3 RF  
 #601754750 (2 X 5.5 Ah)   
 #601754840 (BARE) 



**First cordless beveling tool for 45° chamfers up to 5/32" and radii 5/64" / 1/8"**





# STAINLESS STEEL PROCESSING AND FINISHING



**Burnisher**  
S 18 LTX 115  
#600154850 (BARE)



**Fillet Weld Grinder/Finisher**  
KNS 18 LTX 150  
#600191850 (BARE)

Everything  
needed to  
create a #8  
mirror finish!



**Pipe / Tube Sander**  
RB 18 LTX 60  
#600192850 (BARE)



**Band File**  
BF 18 LTX 90  
#600321850 (BARE)

For a full line of accessories see the Metabo Catalog or [www.metabo.com](http://www.metabo.com)

# The Right Drill for the Right Application

**Quick Change Chuck with 1/4" hex bit holder**

**11 Electronically Controlled Clutch Settings:**

- Precise
- Impuls mode for drilling into hard surfaces

**Quick Accessories:**

- Right Angle Attachment
- X3 Torque Multiplier
- Lock-on Bit Holder

**3-Speed Gearbox for Versatile Use:**

- 3,800 RPM for fast drilling and pilot holes
- 2,050 RPM for most common applications
- 600 RPM for high torque needs

**Most Powerful BL Motor**

- Up to 1,300 in. lbs. torque
- Longest life and runtime

**18V 1/2" Brushless Hammer Drill/Driver**

SB 18 LTX-3 BL Q I



# L

**CLASS**

**HEAVY DUTY**

for everyday applications



# LT

**CLASS**

**SUPER DUTY**

for demanding applications



# LTX

**CLASS**

**EXTREME DUTY**

with reserve power to go beyond



## HEAVY DUTY

**NEW**



**NEW**



**1/2" Drill/Driver**  
BS 18 L Quick  
#602320520 (2x 2.0Ah)



**1/2" Hammer Drill/Driver**  
SB 18 L  
#602317520 (2x 2.0Ah)



**Chuck:** 1/2"  
**RPM:** 0-450 / 0-1,800  
**Max Torque:** 443 in. lbs.  
**BPM:**

**Chuck:** 1/2"  
**RPM:** 0-450 / 0-1,800  
**Max Torque:** 443 in. lbs.  
**BPM:** 27,000

## SUPER DUTY



BRUSHLESS MOTOR



BRUSHLESS MOTOR

**1/2" Brushless Drill/Driver**  
BS 18 LT BL  
#602325890 (BARE)  
#602325520 (2x 2.0Ah)



**1/2" Brushless Hammer Drill/Driver**  
SB 18 LT BL  
#602316890 (BARE)  
#602316520 (2x 2.0Ah)



**Chuck:** 1/2"  
**RPM:** 0-600 / 0-2,100  
**Max Torque:** 531 in. lbs.  
**BPM:**

**Chuck:** 1/2"  
**RPM:** 0-600 / 0-2,100  
**Max Torque:** 531 in. lbs.  
**BPM:** 31,950

## EXTREME DUTY



BRUSHLESS MOTOR



BRUSHLESS MOTOR

**3 SPEED**



BRUSHLESS MOTOR



**3 SPEED**



BRUSHLESS MOTOR



**1/2" Brushless Drill/Driver**  
BS 18 LTX BL I  
#602350890 (BARE)  
#602350520 (2x 5.2Ah)



**1/2" Hammer Drill/Driver**  
SB 18 LTX BL I  
#602352890 (BARE)  
#602352520 (2x 5.2Ah)



**1/2" Brushless Drill/Driver**  
BS 18 LTX-3 BL Q I  
#602355890 (BARE)  
#602355620 (2x 5.5Ah LiHD)



**1/2" Brushless Hmr Drill/Driver**  
SB 18 LTX-3 BL Q I  
#602357890 (BARE)  
#602357620 (2x 5.5Ah LiHD)



**Chuck:** 1/2"  
**RPM:** 0-500 / 0-1,850  
**Peak Torque:** 1,300 in. lbs.  
**BPM:**

**Chuck:** 1/2"  
**RPM:** 0-500 / 0-1,850  
**Peak Torque:** 1,300 in. lbs.  
**BPM:** 32,300

**Chuck:** 1/2"  
**RPM:** 0-600 / 0-2,050/0-3,800  
**Peak Torque:** 1,300 in. lbs.

**Chuck:** 1/2"  
**RPM:** 0-600 / 0-2,050/0-3,800  
**Peak Torque:** 1,300 in. lbs.  
**BPM:** 32,300





**Quick Change Chuck**  
with 1/4" hex bit holder

**Brushless Motor** for  
quick and efficient work



Twelve speed/torque settings for  
a wide range of applications

**APS:**  
Automatic power shift for tek screws

**Brushless 1/4" Impact Driver**  
SSD 18 LTX 200 BL (BARE/Compact 4.0)

#602396520



**EXTREME DUTY**

**NEW**  
**WITH APS**  
**PLAY**  **BRUSHLESS MOTOR**

**NEW**  
**WITH APS**  
**PLAY**  **BRUSHLESS MOTOR**

 **BRUSHLESS MOTOR**



**Brushless 1/4" Hex Impact Driver**  
SSD 18 LTX 200 BL  
#602396890 (BARE)  
#602396520 (2x 4.0Ah LiHD)



**Brushless 1/2" Impact Wrench**  
SSW 18 LTX 300 BL  
#602395890 (BARE)  
#602395520 (2x 4.0Ah LiHD)



**Brushless High Torque 1/2" Impact Wrench**  
SSW 18 LTX 400 BL  
# 602205890 (BARE)  
#US602205310 (2x 4.0Ah LiHD)  
#US602205550 (2x 5.5Ah LiHD)



**High Torque 1/2" Impact Wrench**  
SSW 18 LTX 600  
#602198890 (BARE)  
#US602198550  
(2x 5.5Ah LiHD)



**Drive:** 1/4" hex  
**RPM:** 0-2,900  
**Max Torque:** 1,770 in. lbs.  
**Impacts/min:** 4,000

**1/2" square**  
0-2,650  
221 ft. lbs.  
3,750

**1/2" square**  
0-2,150  
295 ft. lbs.  
4,250

**1/2" square**  
0-1,600  
450 ft. lbs.  
2,200





**OSHA  
COMPLIANT**

# INSTALLATION IN CONCRETE



PLAY ▶



## 1" SDS-Plus Combination Hammer with Dust Extraction

KHA 18 LTX BL 24 + ISA 18 LTX  
#600211950 (2 X 5.2 Ah) *i*  
#600211900 (BARE) *i*



## Drywall Screw Gun

SE 18 LTX 2500 (2,500 RPM - High Torque) *i*  
#620047890 (BARE)  
SE 18 LTX 4000 (4,000 RPM) *i*  
#620048890 (BARE) *i*  
SE 18 LTX 6000 (6,000 RPM - High Speed) *i*  
#620049890 (BARE)

PLAY ▶

- i* 9/16" Dust Extraction Accessory DDE 14 #630829000
- i* 2-3/4" Dust Extraction Accessory DDE 72 #631343000

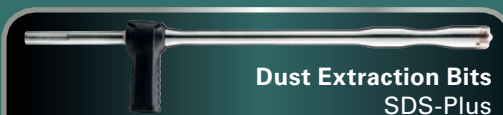


**NEW**

## Cordless Vacuum

74 CFM  
AS 18 LTX HEPA  
#602021860 (BARE) *i*

PLAY ▶



Dust Extraction Bits  
SDS-Plus

Part#	Dia.	Length	Working Length
676301000	7/16"	13"	7 7/8"
676302000	1/2"	13"	7 7/8"
676303000	9/16"	14"	9 1/2"
676304000	5/8"	14"	9 1/2"
676305000	3/4"	14"	9 1/2"



## 1-1/4" SDS-Plus Combination Hammer

KHA 36 LTX *i*  
#600795840 (BARE) *i*  
#600795520 (2x 5.2 Ah 36V) *i*



## 1-1/4" SDS-Plus Combination Hammer

KHA 36-18 LTX *i*  
#600796840 (BARE) *i*

**Screwdriver Magazine**  
SM 5-55 *i*  
#631618000 *i*





# INSTALLATION IN WOOD

## LIGHTS / TRIPODS



**18V LED Site Light**  
BSA 14.4-18  
#602111850 (BARE) ⓘ  
#US602111750 ⓘ  
(1 x 5.2Ah)



**18V LED Site Light**  
BSA 14.4-18 Industrial  
#602111010 (BARE)  
(includes lens diffuser  
and mounting - magnetic)



**BSA Tripod**  
#623729000 ⓘ



**18V LED Flashlight**  
ULA 14.4-18  
#600368000 (BARE) ⓘ



**18V LED Work Light**  
SLA 14.4-18 LED  
#600370000 (BARE) ⓘ



**Construction Tripod**  
#628791000 ⓘ

**USB, Charger  
and Adaptor** ⓘ  
PA 14.4-18 LED-USB  
#600288000 (BARE)



**NEW**



**Jig Saw (bow-handle grip)**  
STAB 18 LTX 100  
#601003890 (BARE) **PLAY ▶**



**Jig Saw (barrel grip)**  
STA 18 LTX 100  
#601002890 (BARE) **PLAY ▶**



**NEW**

**18V 6.5" Circular Saw**  
KSA 18 LTX 57  
#601857890 (BARE)

**Up to 2-1/4" Cutting Depth!**

**PLAY ▶**



**Compact Reciprocating Saw**  
SSE 18 LTX Compact  
#602266890 (BARE) **PLAY ▶**

# Metabo Cordless Tool Program

**A BATTERY FOR YOUR EVERY NEED**  
(tools are 18V unless indicated)

	Description	Model No.	BARE P/N	Kit	
Drill/Drivers	1/2" Drill/Driver (Quick chuck, 450/1,800RPM, 443in.lbs)	BS 18 L Quick <b>NEW</b>		602320520 (2x 2.0Ah)	▶
	1/2" Brushless Drill/Driver (600/2,100RPM, 531in. lbs.)	BS 18 LT BL	602325890	602325520 (2x 2.0Ah)	ⓘ
	1/2" Brushless Drill/Driver (600/2,050RPM, 1,300in. lbs.)	BS 18 LTX BL I	602350890	602350520 (2x 5.2Ah)	ⓘ
	1/2" Brushless Drill/Driver (Quick, 600/2,050/3,800RPM, 1,300in. lbs.)	BS 18 LTX-3 BL Q I	602355890	602355620 (2x 5.5Ah LiHD)	▶
	1/2" High Speed Drill (35 in. lbs., 4,000 RPM)	BE 18 LTX 6	600261890		ⓘ
Tapping & Rivet Gun	Brushless Tapping Tool & Drill/ Driver (Quick, 600/2,050RPM, 1,300in. lbs.)	GB 18 LTX BL Q I	603828890		ⓘ
	Brushless Rivet Gun (3/16" in steel, 1/4" in Aluminum, 10kN force)	NP 18 LTX BL 5.0	619002890		▶
Hammer Drills	1/2" Hmr Drill/Driver (450/1,800RPM, 443in. lbs., 27,000BPM)	SB 18 L <b>NEW</b>		602317520 (2x 2.0Ah)	ⓘ
	1/2" Brushless Hmr Drill/Driver (600/2,100RPM, 531in. lbs., 31,950BPM)	SB 18 LT BL	602316890	602316520 (2x 2.0Ah)	ⓘ
	1/2" Brushless Hmr Drill/Driver (600/2,050RPM, 1,300in. lbs., 32,300BPM)	SB 18 LTX BL I	602352890	602352520 (2x 5.2Ah)	ⓘ
	1/2" BL Hmr Drill/Driver (Quick, 600/2,050/3,800RPM, 1,300in. lbs., 32,300BPM)	SB 18 LTX-3 BL Q I	602357890	602357620 (2x 5.5Ah LiHD)	▶
	1/2" Impact Drill (213in. lbs., 3,000RPM, 57,000BPM)	SBE 18 LTX	600845890		ⓘ
Impact Drivers	1/4" Hex Auto-Power Shift Impact Driver (2,900RPM, 1,770in. lbs., 4,000BPM)	SSD 18 LTX 200 BL <b>NEW</b>	602396890	602396520 (2x 4.0Ah LiHD)	▶
	1/2" Auto-Power Shift Impact Wrench (2,650RPM, 221ft. lbs., 3,750BPM)	SSW 18 LTX 300 BL <b>NEW</b>	602395890	602395520 (2x 4.0Ah LiHD)	▶
	1/2" Brushless High Torque Impact Wrench (2,150RPM, 295ft. lbs., 4,250BPM)	SSW 18 LTX 400 BL	602205890	US602205310 (2x 4.0Ah LiHD) US602205550 (2x 5.5Ah LiHD)	ⓘ
	1/2" Ultra High Torque Impact Wrench (1,600RPM, 450ft. lbs., 2,200BPM)	SSW 18 LTX 600	602198890	US602198550 (2x 5.5Ah LiHD)	ⓘ
Drywall Guns	Drywall Screw gun (2,500RPM, High Torque)	SE 18 LTX 2500 <b>NEW</b>	620047890		ⓘ
	Drywall Screw gun (4,000RPM)	SE 18 LTX 4000 <b>NEW</b>	620048890		▶
	Drywall Screw gun (6,000RPM, High Speed)	SE 18 LTX 6000 <b>NEW</b>	620049890		ⓘ
Angle Grinders	4-1/2" Brushless Angle Grinder w/Safety Brake (9,000RPM)	WPB 18 LTX BL 115	613074860	613074620 (2x 5.5Ah LiHD)	ⓘ
	4-1/2" / 6" Brushless Angle Grinder w/Safety Brake (9,000RPM)	WPB 18 LTX BL 150	613076860	613076640 (2x 8.0Ah LiHD)	ⓘ
	5" Flat Head Paddle Switch Grinder (8,000RPM)	WPF 18 LTX 125	613070860	US613070620 (2x 8.0Ah LiHD)	ⓘ
	9" 36V Brushless Angle Grinder w/Safety Brake (6,600RPM)	WPB 36 LTX BL 230		613101640 (2x 6.2Ah LiHD 36V)	ⓘ
	9" 2x18V Brushless Angle Grinder w/Safety Brake (6,600RPM)	WPB 36-18 LTX BL 230	613102860		▶
Die Grinders	Die Grinder w/Paddle Switch (25,000RPM)	GPA 18 LTX	600621860		ⓘ
	High Torque Die Grinder (6,000RPM)	GA 18 LTX G	600639860		ⓘ
Metal Finishing	4.5" Burnisher (3,000RPM)	S 18 LTX 115	600154850		
	6" Fillet Weld Grinder (3,800RPM)	KNS 18 LTX 150	600191850		ⓘ
	Pipe and Tube Sander (1,812RPM)	RB 18 LTX 60	600192850		ⓘ
	Band File (1,576RPM)	BF 18 LTX 90	600321850		ⓘ
	Chamfer / Radius Tool (8,000RPM)	KFM 18 LTX 3 RF	601754840	601754750 (2x 5.5Ah LiHD)	ⓘ
Saws	2.5" Band-Saw w/Safety Brake (32-7/8" Blade)	MBS 18 LTX 2.5 <b>NEW</b>	613022850		ⓘ
	6.5" Circular Saw (4,600RPM)	KS 18 LTX 57 <b>NEW</b>	601857890		ⓘ
	Reciprocating Saw (2,700SPM)	ASE 18 LTX	602269850		▶
	Compact Reciprocating Saw (3,300SPM)	SSE 18 LTX Compact	602266890		▶
	Multi-Tool (16,000RPM)	MT 18 LTX	613021890		▶
	Wood planner (16,000RPM, 3"w, 5/32"d)	HO 18 LTX 20-82 <b>NEW</b>	602082890		▶
	Jig Saw (bow-handle) (2,800SPM, 4" cut)	STAB 18 LTX 100 <b>NEW</b>	601003890		▶
	Jig Saw (barrel grip) (2,800SPM, 4" cut)	STA 18 LTX 100 <b>NEW</b>	601002890		▶
	Jig Saw (Barrel Grip) (3,000SPM, 5-9/16" cut)	STA 18 LTX 140	601405890		ⓘ
Vac	74 CFM / 120 mbar HEPA Vacuum Cleaner	AS 18 LTX HEPA <b>NEW</b>	602021860		▶
Rot. Hmrs	1" SDS-Plus Combination Hmr (1,100RPM, 4,000BPM, 2.2J)	KHA 18 LTX	600210890		
	1" SDS-Plus Combi-Hammer with Dust extraction (1,200RPM, 4,500BPM, 2.2J)	KHA 18 LTX BL 24 + ISA 18 LTX	600211900	600211950 (2x 5.2Ah)	▶
	1-1/4" 36V SDS-Plus Combination Hmr (1,100RPM, 4,500BPM, 3.1J)	KHA 36 LTX	600795840	600795520 (2x 5.2Ah 36V)	ⓘ
	1-1/4" 2x18V SDS-Plus Combination Hmr (1,100RPM, 4,500BPM, 3.1J)	KHA 36-18 LTX 32	600796840		ⓘ
Caulk Gun	13oz Caulking Gun with Cartridge Adaptor	KPA 18 LTX 400	601206850		▶
	20oz Caulking Gun	KPA 18 LTX 600	601207850		▶
Mixer	760 RPM High-Torque Mixer	RW 18 LTX 120	601163850		ⓘ
Misc.	Shop Fan	AV 18	606176850		ⓘ
	Shop Blower	AG 18	602242850		ⓘ



# Metabo Cordless Tool Program

A BATTERY FOR YOUR EVERY NEED  
(tools are 18V unless indicated)

	Description	Model No.	BARE P/N	Kit
Lights	LED Flashlight, 280 Lumens	ULA 14.4-18 LED	600368000	
	LED Work Light, 480 Lumens	SLA 14.4-18 LED	600370000	
	LED Site Lamp, 1,200/2,600 Lumens	BSA 14.4-18 LED	602111850	US602111750 (1x 5.2Ah)
	LED Site Lamp Industrial, 1,200/2,600 Lumens, High Vis, Magnet base	BSA 14.4-18 LED Industrial	602111010	



Shop Fan - AV 18









Mixer - RW 18 LTX 120

## Featured Cordless Accessories

	Description	Model No.	Order No.
Chucks, Adaptors, Tool Bags, Radio	18V AM/FM Bluetooth Radio <b>NEW</b>	R 12-18 BT	600777520
	USB Power Adaptor for 18V	PA 14.4-18 LED-USB, Charges 2 cell phones/1 tablet, 7 hr LED light	600288000
	X3 attachment	Multiplies torque by 3 times for tasks that demand more power	627256000
	Quick change right angle adaptor LTX	For BS 18 LTX-3 BL Q I and SB 18 LTX-3 BL Q I	627242000
	Quick change right angle adaptor L <b>NEW</b>	For BS 18 L Quick	627077000
	Quick Bit Holder	1/4 Hex locking for all quick models	627241000
	1/2" Quick Change Chuck LTX	For BS 18 LTX-3 BL Q I and SB 18 LTX-3 BL Q I	627240000
	1/2" Quick Change Chuck L <b>NEW</b>	For BS 18 L Quick	636608000
	1/2" Quick Change Tapping Chuck M8-M12	For GB 18 LTX BL Q I	627237000
	1/2" Quick Change Tapping Chuck M4-M6	For GB 18 LTX BL Q I	627235000
Batteries and Chargers	Small Tool Bag	Holds up to 2 tools	657006000
	Large Tool Bag	Holds up to 5 tools	657007000
	18V 2.0Ah Compact Li-Power		625596000
	18V 4.0Ah Compact <b>LiHD</b>		625367000
	18V 5.2Ah Li-Power		625592000
	18V 5.5Ah <b>LiHD</b>		625368000
	18V 8.0Ah <b>LiHD</b>		625369000
	36V 5.2Ah Li-Power		625529000
36V 6.2Ah <b>LiHD</b>		625344000	
Charger for 18V - 36V	ASC 30-36 Charger	627046000	
Fast Charger for 18V-36V	ASC Ultra Charger, Cuts charging time in half	627268000	
8 Multi-Bay Charger for 18V - 36V	ASC Multi 8	627301000	

### ADAPTORS

-  **Quick Change Right Angle Drive Adaptor L **NEW****  
627077000 For BS 18 L Quick
-  **Quick Change Right Angle Drive Adaptor LTX**  
627242000 For BS 18 LTX-3 BL Q I and SB 18 LTX-3 BL Q I
-  **Quick Bit Holder**  
627241000  
1/4 Hex locking for all quick models
-  **1/2" Quick Change Chuck LTX**  
627240000 For BS 18 LTX-3 BL Q I and SB 18 LTX-3 BL Q I
-  **1/2" Quick Change Chuck L **NEW****  
636608000 For BS 18 L Quick
-  **1/2" Quick Change Tapping Chuck M8-M12**  
627237000 For GB 18 LTX BL Q I
-  **1/2" Quick Change Tapping Chuck M4-M6**  
627235000 For GB 18 LTX BL Q I

### X3 TORQUE MULTIPLIER



**X3 Attachment**  
627256000  
Multiplies torque by 3 times for tasks that demand more power. Fits the BS 18 LTX-3 BL Q I, and SB 18 LTX-3 BL Q I

### 18V AM/FM Bluetooth Radio



R 12-18 BT  
600777520

**NEW**

### TOOL BAGS



**Small Tool Bag**  
657006000

**Large Tool Bag**  
657007000

**85+1**  
Power Tools Battery pack



# metabo® club

PROS DESERVE PROFESSIONAL POWER TOOLS

**JOIN THE CONVERSATION!**



*The Metabo Club is a community of skilled, professional tradespeople that take pride in their craft, with a deep concern for quality, performance, productivity and safety (their own and others). The Metabo Club is a forum to exchange ideas with similar-minded pros to improve their skills and get the job done. It is a place of knowledge sharing, passion and pride.*

**[metabo.com/club](http://metabo.com/club)**

**Metabo Corporation**  
Phone: 610-436-5900 or 800-638-2264  
Fax: 800-638-2261  
[info@metabousa.com](mailto:info@metabousa.com)  
[www.metabo.com](http://www.metabo.com)



**Metabo Canada Inc.**  
Phone: 905-624-5897 or 877-638-2261  
Fax: 877-638-2269  
[info@metabo.ca](mailto:info@metabo.ca)  
[www.metabo.ca](http://www.metabo.ca)

US1059 8/18

**metabo®**  
PROFESSIONAL POWER TOOL SOLUTIONS