



AMPLIFIED CORDLESS POWER



THE MOST ADVANCED 18V BATTERY SYSTEM

The Cordless Alliance System (CAS): A cross-manufacturer battery pack system of leading power tool brands.

Electronic Single Cell Protection (ESCP): Each cell evenly charges and discharges, extending the life of the battery, helping protect the motor and extending the life of the tool.


The Cordless Alliance System (CAS): A cross-manufacturer battery pack system of leading power tool brands.



**3-Year
Battery Warranty**



01




Cordless Solutions

➤ Over 90 tools on our cordless lineup, and many more coming!

➤ Most complete range of cordless metalworking and industrial tools on the market

- Powered by the breakthrough LiHD (Lithium High-Density) battery technology, Metabo cordless tools deliver true industrial productivity, replacing the need for cords and hoses
- Metabo offers more specialty metalworking tools than any other tool manufacturer
- Using the most advanced charging system, Metabo batteries charge faster and last longer, making sure you are always ready to work



3 CLASSES OF POWER 1 CHARGING PLATFORM

12V



BS 12 BL Q

18V



WPB 18 LTX BL 150

36V




WPB 36-18 LTX BL 230

12V Power Tool Line	16
Assembly Solutions	18
Angle Grinders	20-21
Saws	21 (Metal), 30-31 (Wood)
Welding Prep: Die Grinders and Beveling	22
Stainless Steel and Metal Finishing	23
Rivet Gun, Tapping Tool	24
Impact Drivers, Drill/Drivers	25-27
Drywall Screw Gun, Mixer, Heat Gun	28
Rotary Hammers	29
Shop Fan, Blower, Cordless Vac, Radio	32
Lighting Solutions and Measuring Laser	33
Batteries, Chargers and Accessories	34-39

Ultra-M: The Most Advanced Battery System



The best metalworking cordless tools deserve the best battery system: Metabo offers a unique set of technologies designed to provide users with the power to tackle the most demanding applications.



➤ 115% More Run Time

Metabo LiHD battery runs 115% longer than standard Li-Ion batteries.

➤ 3-Year Full Battery Warranty

Please see Service at www.metabo.com for more details.



➤ Air Cooled: Ready to use again in no time

The charger's built-in fan system quickly cools a hot battery pack as it begins the charging cycle, reducing overall charging time. The result is a battery that will charge up to 30% faster and increased battery life.

➤ Resistance to Extreme Temperatures

A fully charged LiHD battery pack will deliver 100% of its power in temperatures ranging from 5°F to 122°F.

➤ Electronic Single Cell Protection (ESCP)

Each individual battery cell is evenly charged and discharged every single time, thus greatly extending the life of the battery. The electronics further protect the motor and switch components against overload / overheat extending the life of the tool in demanding applications.

➤ Intelligent Battery

The key behind the system is a microchip in the battery that effectively communicates with the tool and the charger.

➤ 100% Compatibility

All Metabo batteries, tools and chargers are compatible.



➤ Brushless Motor Technology

(depending on model)

- Longer motor life
- Increased power
- Longer run time
- Less friction
- Less heat build up
- Highest efficiency

Metabo participates in:

For more information
call2recycle.org



Cordless Alliance System: One battery, many solutions.



Metabo - leading the future of cordless freedom - across manufacturers!

The Cordless Alliance System (CAS) is a cross-manufacturer battery pack system of leading power tool brands.

The CAS brings together a variety of professional cordless power tools that perform a wide range of tasks, all using the same battery platform.

For more information please see:
www.cordless-alliance-system.com



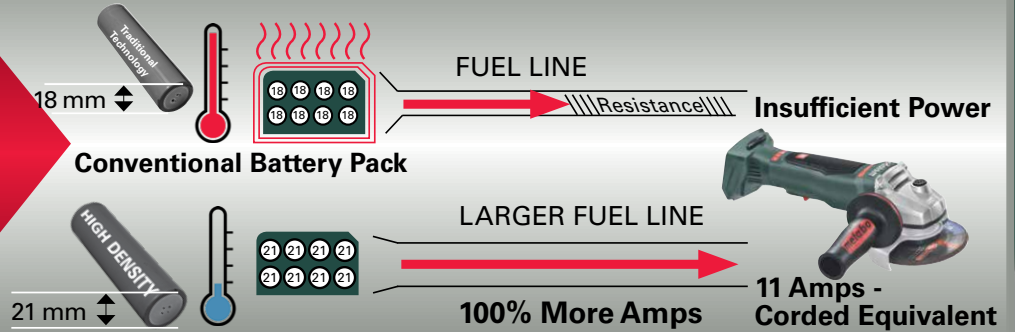
AMPLIFIED CORDLESS POWER



LEARN MORE!

100% MORE POWER

NEW CELL TECHNOLOGY



115% MORE RUNTIME

NEW BATTERY ARCHITECTURE

Air-Cooled design allows for faster charging cycles

Epoxy sealed electronics

Highest quality copper and nickel plating in connectors



Larger, higher current carrying contacts

More robust silver plated copper power rails

90/1

Power Tools Battery pack




THE ONLY CHOICE FOR CORDLESS METALWORKING!

More robust silver plated copper power rails



Revolutionary LiHD high-performance cells

LiHD
TECHNOLOGY



Patented AIR COOLED charging technology – for faster charging and longer service life.



100% compatibility
with all current and future
cordless machines from
Metabo.

**12V, 18V & 36V
COMPATIBLE CHARGER**



CORDLESS 12V

12V 3/8" Brushless Drill Driver

BS 12 BL Quick

Quick Change Chuck with 1/4" hex bit holder



2-Speed Gearbox for Versatile Use:
 - 1,650 RPM for most common applications
 - 500 RPM for high torque needs

BL Motor
 - Up to 398 in. lbs. torque
 - Longest life and runtime

BRUSHLESS MOTOR

Quick Optional Accessories:
 - Right Angle Attachment
 - Lock-on Bit Holder



Quick Off-set Attachment

627234000 for BS 12 BL Q



Quick Change Right Angle Drive Adaptor

627261000 for BS 12 BL Q



12V LED Flashlight

ULA 12 LED

Bare: 600788000 210 lumen



USB, Charger and Adaptor

PA 12 LED-USB

Bare: 600298000



12V Caulking Gun

KPA12 600

Bare: 601218850

KPA 12 400

Bare: 601217850

Discharge force: 990 lbs

Cartridge: 14 oz./21 oz.



12V Reciprocating Saw

PowerMaxx SSE 12 BL Compact

Bare: 602322890



See page 31 for more recip saws

12V 4.0 Ah LiHD Battery Pack

625349000



12V 2.0 Ah Li-Ion Battery Pack

625406000

POWER TOOL LINE



BS 12
3/8" Drill/Driver



BS 12 BL Quick
3/8" Drill/Driver

BRUSHLESS
MOTOR



SSD 12
1/4" Impact Driver



SB 12
3/8" Hammer Drill/Driver



SB 12 BL
3/8" Hammer Drill/Driver

BRUSHLESS
MOTOR



SSD 12 BL
1/4" Impact Driver

BRUSHLESS
MOTOR

Model:
Drill/Drivers

BS 12
601036520
Kit: 2x 2.0Ah

BS 12 BL Quick
601039520
Kit: 2x 4.0Ah LiHD

Bare: 601036890

Bare: 601039890

Hammer Drills

SB 12
601076520
Kit: 2x 2.0Ah

SB 12 BL
601077520
Kit: 2x 4.0Ah LiHD

Bare: 601076890

Bare: 601077890

Combo Kits

SB 12 + SSD 12
685167520
Kit: 2x 2.0Ah

SB 12 BL + SSD 12 BL
685165520
Kit: 2x 4.0Ah LiHD

Model:
Drill/Drivers

SSD 12
601114520
Kit: 2x 2.0Ah

SSD 12 BL
601115520
Kit: 2x 4.0Ah LiHD

Bare: 601114890

Bare: 601115890

Gearbox	2-speed	2-speed
Quick change chuck		• (BS 12 BL Quick only)
Planetary gearing	•	•
LED light	•	•
No-load speed (RPM)	360 / 1,400	500 / 1,650
Max impacts/min (hammer drills only)	21,000	21,000
Maximum tightening torque:		
- Soft case (continuous)	151 in.lbs	159 in.lbs
- Hard case (maximum)	354 in.lbs	398 in.lbs
Max chuck capacity (inch.)	3/8"	3/8"
Maximum drilling capacity		
- in mild steel	3/8"	3/8"
- in softwood	5/8"	1"
- in brick/block (hammer drills only)	3/8"	3/8"
Standard equipment:		
Side handle		
Batteries (kit only)	625406000	625349000
Quick change chuck		627259000*
Charger (kit only)	627046000	627046000*
Optional equipment:		
Quick right angle attachment		627261000*
Quick Magnetic Bit Holder		627241000*

*BS 12 BL Quick only





ASSEMBLY PROCESS FROM START TO FINISH

CUTTING + DRILLING



2.5" Metal Band Saw
MBS 18 LTX 2.5
(see page 21)



Metal Cutting Circular Saw
MKS 18 LTX 58
(see page 21)



4,000 RPM High-Speed Drill
BE 18 LTX 6
(see page 24)



18V 3-Speed 1/2" Brushless Drill/Driver
BS 18 LTX-3 BL Q I
(see page 27)

Up to 3,800 RPM!

Angle Grinders

(see page 20)

- WPB 18 LTX BL 115 (4 1/2")
- WPF 18 LTX 125 (5" Flathead)
- WPB 18 LTX BL 150 (6")
- WPB 36-18 LTX BL 230 (9")

Safety Brake: Quickly stops the wheel



Metabo Safety Clutch
Significantly reduces the risk of kick-back

Paddle Switch



Rotatable battery pack
Ideal for grinding and cutting applications in hard to reach areas



Optimum Performance with 6" Original Slicer!
#655339000
(see page 66)



WITH METABO CORDLESS

TAPPING



2 in 1: Push pull tapping tool & 1/2" Brushless Drill/Driver
 GB 18 LTX BL Q I
 (see page 24)

Chucks for Tapper
 1/2" Quick Change Tapping Chuck M8-M12 #627237000
 1/2" Quick Change Tapping Chuck M4-M6 (up to 1/4") #627235000

FASTENING



Brushless 1/4" Impact Driver
 SSD 18 LTX 200 BL
 (see page 25)



Brushless High Torque 1/2" Impact Wrench
 SSW 18 LTX 300 BL
 (see page 25)

RIVETING



Rivet Gun
 NP 18 LTX BL 5.0
 (see page 24)

Up to 1/4" Rivets in aluminum!



CORDLESS 4 1/2" -6" ANGLE GRINDERS



WPB 18 LTX BL 115
4.5" Brushless Paddle
Switch Angle Grinder with Brake




WPF 18 LTX 125
5" Flat Head Paddle
Switch Angle Grinder



WPB 18 LTX BL 150
6" Brushless Paddle
Switch Angle Grinder with Brake

Included:
4 1/2" and 6" wheel
guards, for use with
all your applications

Unique Feature:
Fits where no other
grinder can reach!



**PATENTED FLAT HEAD
GEARBOX DESIGN**

A 2-5/8" clearance fits
acute angles as small as 43°

Model Kit:	WPB 18 LTX BL 115 613074620 Kit: 2x 5.5Ah LiHD batt	WPB 18 LTX BL 150 613076640 Kit: 2x 8.0Ah LiHD batt	WPF 18 LTX 125 US613070620 Kit: 2x 8.0 Ah LiHD batt
Bare Tool:	613074860	613076860	613070860
Switch Type	Non-Locking Paddle Switch	Non-Locking Paddle Switch	Non-Locking Paddle Switch
Max. wheel diameter	4.5" Dia.	6" Dia.	5" Dia.
Safety brake	•	•	•
Power interruption protection	•	•	•
Electronic clutch	•	•	•
Electronic overload protection	•	•	•
Spindle lock	•	•	•
External carbon brush access			•
Rotatable battery pack	•	•	•
Detachable dust filter	• (included)	• (included)	• (included)
No-load speed (RPM)	9,000	9,000	8,000
Standard equipment:			
2 - 18V 8.0 Ah LiHD ext. batteries*	625369000	625369000	625369000
2 - 18V 5.5 Ah LiHD ext. batteries*	625368000	625368000	625368000
Type 27 wheel guard	339203480 (4-1/2")	339204450 (6") / 339203480 (4-1/2")	316055590
Side handle	316046590	316046590	316046590
Inner flange	341031290	341031290	341031290
Locking nut	341101480	341101480	341101480
Spanner wrench	623934000	623934000	623934000
Quick-clip on type 1 cutting guard	630351000	630353000	
Dust filter	313062620	316062620	343398890
Charger	627046000 (ASC 55)	627046000 (ASC 55)	627046000 (ASC 55)
*Note: Standard equipment is only available with kits			



WPB 36-18 LTX BL 230
9" Cordless Angle Grinder



LEARN MORE!



Model Kit:	WPB 36-18 LTX BL 230
Bare Tool	613102860 (accepts 2 - 18V batteries)
Switch Type	Non-Locking Paddle Switch
Max. wheel diameter	9"
Motor	36V (2x 18V) Brushless
Rated input watts	2,400
Safety brake	3 sec
Power interruption protection	•
Electronic clutch	•
Electronic overload protection	•
Soft start	•
Side handle	Anti-vibration
Rotatable back handle	3 positions
No-load speed (RPM)	6,600
Carrying case (standard)	•
Standard equipment:	
Fast charger	
2 - 36V 6.2 Ah LiHD battery*	
Type 27 wheel guard	316065160
Side handle	314001470
Inner flange	341031850
Locking nut	341101480
Spanner wrench	623934000
Optional Equipment:	
9" Type 1 steel guard	630363000
7" Type 1 steel guard	630383000

Lubrication Stick
#623443000



Guide Rails
FS 80 #629010000
FS 160 #629011000



6-1/2" Steel Cut "Classic" Carbide Blade
(40 teeth) #628273000
Aluminum Blade
(48 teeth) #628276000



MBS 18 LTX 2.5
2.5" Band Saw with Brake

Model	MBS 18 LTX 2.5
Bare Tool :	613022850
Instant brake	< 1 sec
Blade change	"Quick" toolless blade change system
Max. cutting capacity	2.5"
Saw band speed	570 ft/min
Saw blade length	32-7/8"
Saw blade width	1/2"
Standard equipment:	
Blade guard	316095260
Allen key (3mm)	344199290
Optional equipment:	
Bandsaw blades 32-7/8" x 1/2" x .020" 14TPI (2pk)	626427000
Bandsaw blades 32-7/8" x 1/2" x .020" 18TPI (2pk)	626428000
Bandsaw blades 32-7/8" x 1/2" x .020" 14/18TPI (2pk)	626429000

2-1/2" Band Saw cuts precise burr-free cuts in metal, aluminum and plastic with minimal sparks



MKS 18 LTX 58
Metal Cutting Circular Saw



Model	MKS 18 LTX 58
Bare Tool :	600771850
Instant brake	< 1 sec
Blade change	"Quick" toolless blade change system
Max. cutting capacity	2-1/4"
Saw blade	6-1/2"
No-load speed (RPM)	3,600
Standard equipment:	
6-1/2" Steel Cut "Classic" Carbide Blade (40 teeth)	628273000
Parallel guide/rip fence	331054750
Hexagonal wrench	344161520
Guide rail adaptor	339137930
Optional equipment:	
Lubrication stick	623443000
6-1/2" Aluminum "Professional" Blade (48 teeth)	628276000

See all guide rail accessories page 35

CORDLESS DIE GRINDERS AND BEVELING TOOL

WORLD'S FIRST

First cordless beveling tool for 45° chamfers up to 5/32" and radii 5/64" / 1/8"

Cordless Beveling Tool
KFM 18 LTX 3 RF
(5/32" capacity at 45°)
(5/64", 1/8" radius)



Rotatable Battery Pack
- For working in confined spaces

Detachable Dust Filter
- Protects motor components from damage

Additional Cutting Guide
- For increased precision of straight edges and perfect beveled corners

Patented One-Touch Controller
- Tool free depth adjustment
- Unmatched precision
- Locked in depth settings



LEARN MORE!



GPA 18 LTX
25,000 RPM Die Grinder



GA 18 LTX G
6,000 RPM High Torque Die Grinder



KFM 18 LTX 3 RF
Cordless Beveling Tool

Model Bare Tool:	GPA 18 LTX 600621860	GA 18 LTX G 600639860
Switch Type	Non-Locking Paddle Switch	Lock-on
Max. wheel diameter	2" Dia.	3" Dia.
Power interruption protection	•	•
Electronic clutch	•	•
Electronic overload protection	•	•
Spindle lock	•	•
Rotatable battery pack	•	•
Detachable dust filter	•	•
Collet bore	1/4"	1/4"
No-load speed (RPM)	25,000	6,000
Carrying case (standard) - kit only	344454760	344454760
Standard equipment:		
Collet wrench	344161300	344161300
1/4" collet	631949000	630821000
Side handle		631052000
Soft rubber grip	344099150	344099150
Dust filter	343398890	343398890
Optional equipment:		
1/8" collet	631948000	631948000

See Die Grinders Accessories page 91

Model 5.5Ah Kit: ASC30-36 Chgr + 2 LiHD 18V 5.5 Ah Batteries	KFM 18 LTX 3 RF 601754750
Bare Tool:	601754840
No-Load RPM	7,000
Battery pack	(2) 18 V LiHD, 5.5 Ah
Charger	627380000 (ASC 145)
Max. chamfer height at 45°	5/32"
Possible radii	5/64" and 1/8"
Depth setting index	.004"
Type of edges	Chamfer and radius
Tool weight	6.8 lbs. (including battery)
Standard equipment:	
(2) 45 degree carbide inserts	623560000
(2) 1/8" (R3) radius carbide inserts	623562000
(2) 5/64" (R2) radius carbide inserts	623561000
Edge guide	316093380
MVT Vibrattech side handle	314000970
Dust filter	343398890

See Beveling Tools page 84



SCV 18 LTX BL 1.6
18V 16g Cordless Shear



NIV 18 LTX BL 1.6
18V 16g Cordless Nibbler

Model Bare Tool:	SCV 18 LTX BL 1.6 601615850	NIV 18 LTX BL 1.6 601614850
Type of battery pack	LiHD	LiHD
Battery voltage	18 V	18 V
No-load strokes per minute	1,350 - 4,840	660 - 2,360
Max. material thickness		
- Mild steel	16 gauge	1/16"
- Stainless steel	18 gauge	3/64"
- Aluminum	14 gauge	14 gauge
Smallest curve radius	5/8"	1 9/16"
Starting hole Ø	1"	53/64"
Cutting track width		13/64"
Standard equipment:	(2) Blades (630239000) (2) Hexagon Wrenches Feeler gauge (316069460)	Punch (630243000) Die (630247000) Combination key
Optional equipment:		
For med-high carbon steel	2 Blades (630241000)	

SEE PAGE 94 FOR STAINLESS STEEL FINISHING TOOLS




18V Burnisher
S 18 LTX 115

18V Pipe / Tube Sander
RB 18 LTX 60

18V Band File
BF 18 LTX 90

18V Fillet Weld Grinder/Finisher
KNS 18 LTX 150

SANDING DISCS for Multi-Tool

	624940000 40x (pack of 5) Sanding disc	624942000 80x (pack of 5) Sanding disc
	624941000 60x (pack of 5) Sanding disc	624944000 120x (pack of 5) Sanding disc
		624945000 180x (pack of 5) Sanding disc



MT 18 LTX BL QSL
18V Multi-Tool



Model Bare Tool:	Multi-Tool 613088850
Voltage	18 V
Length	250 mm / 10"
Electronics	VTC
Weight	2.6 lbs / 1,2 kg
Oscillating angle	3.2°
Oscillations per minute	8,000-20,000 opm
Accessory compatibility	Starlock®, StarlockPlus®
Brushless motor	•
Double LED Illumination	•
Tool-less magnetic blade change	•
Standard equipment:	Case, curved-tec StarlockPlus® wood + metal blade (626945000)

StarlockPlus® SAW BLADES for Multi-Tool



626945000
1-1/4" x 2 3/8" (32 x 60 mm)
StarlockPlus® plunge saw blade
For wood+metal



626946000
1-1/4" x 2 3/8" (32 x 60 mm)
StarlockPlus® plunge saw blade
For wood



626947000
1-1/4" x 2" (32 x 50 mm)
StarlockPlus® precision saw blade
For wood



626948000
1-1/4" x 2" (32 x 50 mm)
StarlockPlus® plunge saw blade
For metal




626949000
1-1/2" x 2" (40 x 53 mm)
StarlockPlus® saw blade
For wood/abrasive

DEPTH STOP + DUST EXTRACTION



626943000
Depth stop + dust extraction

StarlockPlus® SANDING PLATE



626944000
3-5/8" (93 mm)
StarlockPlus® sanding plate

CORDLESS DRILLING, RIVETING AND TAPPING



BE 18 LTX 6
4,000 RPM High-Speed drill
Ideal for pilot holes and sheet metal

Model Bare Tool:	BE 18 LTX 6 600261890
Aluminum die-cast gear housing	•
Electronic brake	•
No-load speed (RPM)	0-4,000
Max. tightening torque	35 in.lbs.
Max chuck capacity (inch.)	3/8"
Maximum drilling capacity	
- in mild steel	1/4"
Key Application	Sheet metal
Optional equipment:	
Side handle	631052000



Rivet Gun
NP 18 LTX BL 5.0

BRUSHLESS MOTOR



LEARN MORE!

Model Bare Tool :	NP 18 LTX BL 5.0 619002890
Aluminum die-cast gear housing	•
Quick change chuck	•
LED light	•
Pulling force	10,000 N / 2,250 lbs.
Rivet capacity	
- in steel / stainless	3/16"
- in aluminum	3/16"
# of rivets with 4.0 Ah battery	5mm / 3/16" = 2,000

WORLD'S FIRST 18V Tapping Tool



GB 18 LTX BL Q I
2 in 1: Push pull tapping tool,
1/2" Brushless Drill / Driver

BRUSHLESS MOTOR

Tapping Tool with patented thread-tapping function cuts a perfect thread in seconds

Model Bare Tool:	GB 18 LTX BL Q I 603828890
Gearbox	2-speed
Aluminum die-cast gear housing	•
Quick change chuck	•
Planetary gearing	•
Electronic brake	•
LED light	•
Impuls mode for removal of damaged screws and spot drilling on smooth surfaces	•
Max. tightening torque:	
- Soft case (continuous)/Hard case (maximum)	531 / 1,062 in. lbs.
Peak Torque	1,300 in. lbs.
Max. chuck capacity (inch.)	1/2"
Max. tapping capacity	M12 - 1/2"
Max. drilling capacity	
- in mild steel / in softwood	1/2" / 2-1/2"
No-load speed (RPM)	0-500 / 0-1,850
Standard equipment:	
Side handle	314001030
Quick change tapping chuck: M8-M12	627237000
Quick change tapping chuck: M4-M6	627235000
Belt hook	316052120
Bit depot	316052130
Optional equipment:	
Quick change chuck	627240000
Quick Power X3 torque multiplier	627256000
Quick right angle attachment	627242000
Quick Magnetic Bit Holder	627241000

CORDLESS IMPACT DRIVERS AND WRENCHES



**WITH
APS**



**WITH
APS**



SSD 18 LTX 200 BL
1/4" Hex Impact Driver

SSW 18 LTX 300 BL
1/2" Impact Wrench

SSW 18 LTX 400 BL
18V Brushless High Torque
1/2" Impact Wrench

SSW 18 LTX 600
18V High Torque
1/2" Impact Wrench

Model Impact Driver/Impact Wrenches	SSD 18 LTX 200 BL 602396520 Kit: 2x 4.0 Ah LiHD	SSW 18 LTX 300 BL 602395520 Kit: 2x 4.0 Ah LiHD	SSW 18 LTX 400 BL US602205550 Kit: 2x 5.5 Ah LiHD US602205310 Kit: 2x 4.0 Ah LiHD	SSW 18 LTX 600 US602198550 Kit: 2x 5.5 Ah LiHD
	Bare: 602396890	Bare: 602395890	Bare: 602205890	Bare: 602198890
APS mode: Automatic Power Shift (APS) monitors drilling speed and automatically adjusts torque when driving self-tapping screws	•	•		
Electronics	Variospeed (V)	Variospeed (V)	Variospeed (V)	Variospeed (V)
Speed range	• 12 settings	• 12 settings	• 12 settings	
Aluminum die-cast gear housing	•	•	•	•
LED light	•	•	•	•
Drive	1/4" Hex	1/2" square w/ring retention	1/2" square w/ring retention	1/2" square w/ring retention
No-load speed (RPM)	0-2,900	0-2,650	0-2,150	0-1,600
Max. tightening torque	150 ft. lbs	221 ft. lbs	295 ft. lbs	450 ft. lbs
Max. impacts/min. (BPM)	4,000	3,750	4,250	2,200
Carrying case* (standard) - kit only	344455010	344455010	344455010	344455010
Standard equipment (depending on version):				
2-18V 5.5 Ah LiHD ext. batteries*			625368000	625368000
2-18V 4.0 Ah LiHD ext. batteries*	625367000	625367000	625367000	
Charger*	627046000 (ASC 55)	627046000 (ASC 55)	627046000 (ASC 55)	627046000 (ASC 55)
Belt hook	316052120	316052120	316052120	316052120
Bit depot	316052130	316052130		
*Note: Standard equipment is only available w/kits				
Optional equipment:				
Adaptor 1/2" sq. to 1/4" hex		628837000	628837000	628837000

SB 18 LTX BL I + SSD 18 LTX 200 BL Combo Kit
1/2" Hammer Drill + 1/4" Impact Driver
US685127520



NEW

**WITH
APS**

	SB 18 LTX BL I	SSD 18 LTX 200 BL
Gearbox	2-speed	
Planetary gearing	•	
Electronic brake	•	
LED light	•	
Impuls mode	•	
Max. tightening torque:		
- Hard case (maximum)	1,062 in. lbs.	
Peak Torque	1,300 in. lbs.	
Maximum drilling capacity		
- in mild steel/ softwood	1/2" / 2-1/2"	
- in brick/block (hammer drills only)	5/8"	
No-load speed (RPM)	0-500 / 0-1,850	
Max impacts/min (hammer drills only)	32,300	
Standard equipment:		
Side handle	314001030	
Belt hook	316052120	
Bit depot	316052130	
		APS mode: Automatic Power Shift (APS) monitors drilling speed and automatically adjusts torque when driving self-tapping screws
		•
		Electronics
		Variospeed (V)
		Speed range
		• 12 settings
		LED light
		•
		Drive
		1/4" Hex
		No-load speed (RPM)
		0-2,900
		Max. tightening torque
		150 ft. lbs
		Max. impacts/min. (BPM)
		4,000
		Standard equipment
		Belt hook
		316052120
		Bit depot
		316052130
		Includes 2x5.2 Ah Li-Ion Batteries, Charger and Carrying Case

The Right Drill for the Right Application



LEARN MORE!

Quick Change Chuck with 1/4" hex bit holder



M-QUICK



PRECISION STOP

11 Electronically Controlled Clutch Settings:
- Precise
- Impuls mode for drilling into hard surfaces

Quick Accessories:
- Right Angle Attachment
- X3 Torque Multiplier
- Lock-on Bit Holder



3-Speed Gearbox for Versatile Use:
- 3,800 RPM for fast drilling and pilot holes
- 2,050 RPM for most common applications
- 600 RPM for high torque needs

Most Powerful BL Motor
- Up to 1,300 in. lbs. torque
- Longest life and runtime

BRUSHLESS MOTOR

18V 1/2" Brushless Hammer Drill/Driver
SB 18 LTX-3 BL Q I

L

CLASS

Heavy Duty

for everyday applications



LT

CLASS

Super Duty

for demanding applications



LTX

CLASS

EXTREME DUTY

with reserve power to go beyond



HEAVY DUTY



1/2" Drill/Driver
BS 18 L Quick
#602320620 (1 X 2.0Ah)

Chuck: 1/2"
RPM: 0-450 / 0-1,800
Max Torque: 442 in. lbs.

SUPER DUTY



BRUSHLESS MOTOR

1/2" Brushless Drill/Driver
BS 18 LT BL
#602325890 (BARE)
#602325520 (2 X 2.0Ah)

Chuck: 1/2"
RPM: 0-600 / 0-2,100
Max Torque: 664 in. lbs.
BPM:

NEW



BRUSHLESS MOTOR

1/2" Brushless Drill/Driver
BS 18 LT BL Q
#602334890 (BARE)

Chuck: 1/2"
RPM: 0-600 / 0-2,100
Max Torque: 664 in. lbs.



BRUSHLESS MOTOR

1/2" Brushless Hammer Drill/Driver
SB 18 LT BL
#602316890 (BARE)
#602316520 (2x 2.0Ah)

Chuck: 1/2"
RPM: 0-600 / 0-2,100
Max Torque: 664 in. lbs.
BPM: 31,950

EXTREME DUTY



BRUSHLESS MOTOR



1/2" Brushless Drill/Driver
BS 18 LTX BL I
#602350890 (BARE)
#602350520 (2x 5.2Ah)

Chuck: 1/2"
RPM: 0-500 / 0-1,850
Peak Torque: 1,300 in. lbs.
BPM:



BRUSHLESS MOTOR



1/2" Hammer Drill/Driver
SB 18 LTX BL I
#602352890 (BARE)
#602352520 (2x 5.2Ah)

Chuck: 1/2"
RPM: 0-500 / 0-1,850
Peak Torque: 1,300 in. lbs.
BPM: 32,300

3 SPEED

BRUSHLESS MOTOR



1/2" Brushless Drill/Driver
BS 18 LTX-3 BL Q I
#602355890 (BARE)
#602355620 (2x 5.5Ah LiHD)

Chuck: 1/2"
RPM: 0-600 / 0-2,050/0-3,800
Peak Torque: 1,300 in. lbs.



BRUSHLESS MOTOR



1/2" Brushless Hammer Drill/Driver
SB 18 LTX-3 BL Q I
#602357840 (BARE)
#602357620 (2x 5.5Ah LiHD)

Chuck: 1/2"
RPM: 0-600 / 0-2,050/0-3,800
Peak Torque: 1,300 in. lbs.
BPM: 32,300

3 SPEED

CORDLESS DRILL/DRIVERS



BS 18 L Quick
1/2" Drill/Driver

BS 18 LT BL
1/2" Brushless Drill/Driver

BS 18 LT BL Q
1/2" Brushless Drill/Driver

BS 18 LTX BL I
1/2" Brushless Drill/Driver

BS 18 LTX-3 BL Q I
1/2" Brushless Drill/Driver

SB 18 LT BL
1/2" Hammer Drill/Driver

SB 18 LTX BL I
1/2" Hammer Drill/Driver

SB 18 LTX-3 BL Q I
1/2" Hammer Drill/Driver

Model: Drill/Drivers	BS 18 L Quick 602320620 Kit: 1 x 2.0 Ah	BS 18 LT BL 602325520 Kit: 2 X 2.0Ah Bare: 602325890	BS 18 LT BL Q Bare: 602334890	BS 18 LTX BL I 602350520 Kit: 2 x 5.2 Ah Bare: 602350890	BS 18 LTX-3 BL Q I 602355620 Kit: 2 x 5.5 Ah LiHD Bare: 602355890
Hammer Drills		SB 18 LT BL 602316520 Kit: 2 x 2.0 Ah Bare: 602316890		SB 18 LTX BL I 602352520 Kit: 2 x 5.2 Ah Bare: 602352890	SB 18 LTX-3 BL Q I 602357620 Kit: 2 x 5.5 Ah LiHD Bare: 602357840
Gearbox	2-speed	2-speed	2-speed	2-speed	3-speed
Aluminum die-cast gear housing				•	•
Quick change chuck	•		•		•
Planetary gearing	•	•	•	•	•
Electronic brake	•	•	•	•	•
LED light	•	•	•	•	•
Impuls mode for removal of damaged screws and spot drilling on smooth surfaces				•	•
Maximum tightening torque:					
- Hard case (maximum)	442 in. lbs.	664 in. lbs.	664 in. lbs.	1,062 in. lbs.	1,062 in. lbs.
Peak Torque				1,300 in. lbs.	1,300 in. lbs.
Max chuck capacity (inch.)	1/2"	1/2"	1/2"	1/2"	1/2"
Maximum drilling capacity					
- in mild steel	3/8"	1/2"	1/2"	1/2"	1/2"
- in softwood	3/4"	1-1/2"	1-1/2"	2-1/2"	2-1/2"
- in brick/block (hammer drills only)_	3/8"	1/2"	1/2"	5/8"	5/8"
No-load speed (RPM)	0-450 / 0-1,800	0-600 / 0-2,100	0-600 / 0-2,100	0-500 / 0-1,850	0-500 / 0-2,050 / 0-3,800
Max impacts/min (hammer drills only)		31,950	31,950	32,300	32,300
Standard equipment:					
Side handle				314001030	314001030
Batteries (kit only)					
2.0 Ah Li-Power (see right)	625596000 (1 battery)	625596000 (2 batteries)			
2 x 5.2 Ah Li-Power				625592000	
2 x 5.5Ah LiHD					625368000
Quick change chuck	636608000		627240000		627240000
Charger (kit only)	627046000 (ASC 55)	627046000 (ASC 55)		627046000 (ASC 55)	627380000 (ASC 145)
Belt hook	316052120	316052120	316052120	316052120	316052120
Bit depot		316052130	316052130	316052130	316052130
Quick right angle attachment	627261000				
Optional equipment:					
Quick Power X3 torque multiplier					627256000
Quick right angle attachment			627077000		627242000
Quick Magnetic Bit Holder	627241000		627241000		627241000

CORDLESS SCREW GUNS, CAULKING GUNS, HEAT GUN & MIXER



LEARN MORE!

SE 18 LTX 2500
2,500 RPM Drywall Screw Gun
Ideal for hard wood studs

SE 18 LTX 4000
4,000 RPM Drywall Screw gun
The most versatile

SE 18 LTX 6000
6,000 RPM Drywall Screw gun
Ideal for metal studs

KPA 18 LTX 400 / KPA 18 LTX 600
18V Caulking Guns

Model Bare Tool:	SE 18 LTX 2500 620047890	SE 18 LTX 4000 620048890	SE 18 LTX 6000 620049890
Aluminum die-cast gear housing			
Electronic brake	•	•	•
LED light	•	•	
No-load speed (RPM)	0-2,500	0-4,000	0-6,000
Max. tightening torque	80 in. lbs	62 in. lbs	44 in.lbs
Max chuck capacity (inch.)	P2	P2	P2
Maximum drilling capacity - in mild steel			
Key Application	Wood studs	Generalist	Metal studs
Standard equipment:			
Side handle			
Depth Gauge	316054470	316054470	316054470
Magnetic Bit holder	316055470	316055470	316055470
Belt hook	316052120	316052120	316052120

Model Bare Tool:	KPA 18 LTX 400 601206850	KPA 18 LTX 600 601207850
Discharge force	1,632 lbs.	
Discharge speed	3/64" to 3/8" per sec	
Max. cartridge capacity	15-3/4" (400m/14oz)	23-1/2" (600m/21oz)
Variable speed	•	
Cartridge holder	315420000 (standard)	

Screwdriver Magazine
Model: SM 5-55
#631618000

2 Phillips Bits
180mm
#631582000

HG 18 LTX 500
18V Cordless Dual Temperature Heat Gun



Model Bare Tool:	HG 18 LTX 500 610502850
LED Light	•
Temperature regulation via thumb wheel	•
Batteries	Compatible with Metabo Lilon or LiHD batteries
Runtime (8.0 Ah Battery)	20+ minutes
Temperature range	570 °F - 930 °F
Time to temperature	5 sec (572 °F)
Air Flow/Volume	6-7 CFM
Carrying case (optional)	
Tool weight (lbs) without batteries	1.1 lbs.
Standard Equipment:	
Wrap around nozzle	630004000
Reducing nozzle	630005000

STANDARD EQUIPMENT FOR HG 18 LTX 500

630004000
Wrap around nozzle

630005000
Reducing nozzle

RW 18 LTX 120
Cordless Mixer



Model Bare Tool:	RW 18 LTX 120 601163850
Rated no-load speed	760 RPM
Electronics:	VC
Overload protection	•
Max. stirring paddle dia.	4.7" (120mm)
Paddle connection	M14
Mixing capacity with 5.2 Ah battery	113 Gal of paint
	26 Gal of concrete / mortar mix
Standard equipment:	23" RS-R2 mixing paddle (626738000) Type RS-R2 right spiral – mixing effect from bottom to top: <i>Ideal for all sticky and viscous materials</i>
Optional equipment:	23" RS-R3 mixing paddle (626735000) Type RS-R3 right spiral – mixing effect from bottom to top: <i>Ideal for heavy and viscous materials</i>

See page 141 for more heat guns

18V Rotary Hammer with Integrated Dust Collection

KHA 18 LTX BL 24 Quick + ISA 18 LTX




Integrated dust collector



Ask for the objective data

Vibration dampening side-handle

Heavy Duty aluminum gear box with high efficiency hammer mechanism



HEPA Filter

Brushless motor
Longest life and runtime



KHA 18 LTX BL 24 Q + ISA 18 LTX
1" SDS-Plus Combination Hammer



KHA 36-18 LTX 32
1 1/4" SDS-Plus Combination Hammer

Model 5.2 Ah Kit: 2 Li-Ion 5.2 Ah Batteries	KHA 18 LTX BL 24 Q + ISA 18 LTX (18V) 600211950 (+ Dust Extraction)	KHA 36-18 LTX 32 (2x 18V) n/a
Hammer and Dust Extraction (w/o battery kit)	600211900	
Bare Tool:	600211890	600796840
Max. Single blow energy (EPTA)	2.2 J	3.1 J
Metabo safety slip clutch	•	•
Rotation stop for chiseling	•	•
Max tightening torque (inch lbs.)	133	142
360° Anti-vibration side handle	•	•
MVT vibrattech handles	•	•
Capacity		
- in concrete (using chuck adaptor)	1"	1 1/4"
- in mild steel (using chuck adaptor)	1/2"	1/2"
- in softwood	1"	1 3/16"
No-load speed (RPM)	0-1,200	0-1,100
No-load blows per minute (BPM)	0-4,500	0-4,500
Standard equipment:	Side handle (314001140) 3-jaw keyless quick chuck (631968000) (2) 18V 5.2 Ah Batteries (625592000) 627046000 (ASC 55)	MVT Side handle (314001380) 3-jaw keyless quick chuck (631968000)
Optional equipment:		Depth gauge (341511630) Dust extraction adaptor (630829000)

see page 131 for full range of SDS-Plus carbide bits

CORDLESS SAWS



STA 18 LTX 100
18V Jigsaw



STAB 18 LTX 100
18V Jigsaw



STA 18 LTX 140
18V Jigsaw

Model Bare Tool:	STA 18 LTX 100 601002890	STAB 18 LTX 100 601003890	STA 18 LTX 140 601405890
Electronics	Vario tacho constamatic (VTC)	Vario tacho constamatic (VTC)	Vario tacho constamatic (VTC)
"Quick" toolless blade change	•	•	•
Instant break	•	•	•
Die-cast aluminum gear housing	•	•	•
4-stage orbital blade stroke	•	•	•
LED illuminates cut line			•
Chip blower	•	•	•
Bevel cutting stops at 15°, 30°, 45°	•	•	•
Removable surface protective base plate	•	•	•
Automatic acceleration for easy starts			•
Electronic speed stabilization	•	•	•
Variable speed dial	•		•
Max material thickness			
- in wood	4"	4"	5 1/4"
- in non-ferrous metal	1"	1"	1 3/8"
- in sheet steel	3/8"	3/8"	3/8"
No-load strokes per minute (SPM)	550-2,800	0-2,800	0-3,000
Standard equipment:	Anti-splintering insert (631208000)	Anti-splintering insert (631208000)	Anti-splintering insert (631208000)
	Vacuum port	Vacuum port	Protective base cover (623664000)
Optional equipment:	Circle-cutting and parallel guide (623591000)	Circle-cutting and parallel guide (623591000)	Circle-cutting and parallel guide (623591000)
	Protective base cover (623595000)	Protective base cover (623595000)	Protective base cover (623595000)
	Guide rail adaptor (631249000)	Guide rail adaptor (631249000)	Dust extraction set (623669000)
	Base plate (623664000)	Base plate (623664000)	

See jigsaw blades page 36-37

OPTIONAL EQUIPMENT

Anti-splintering insert
#631208000



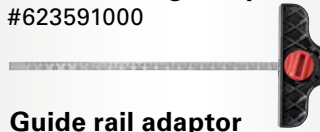
Protective base plate cover
#623595000
For STA 18 LTX 100 and
STAB 18 LTX 100



Dust extraction set
#623669000



Circle-cutting and parallel guide
#623591000



Guide rail adaptor
#631249000

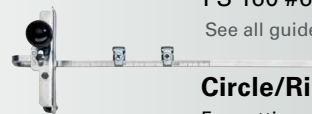


Protective base plate cover
#623664000
For STA 18 LTX 140



Guide Rails
FS 80 #629010000
FS 160 #629011000

See all guide rail accessories page 35



Circle/Rip Guide
For cutting circles 4" to 14" dia.
#631340000

See recip saw blades page 37

NEW

BRUSHLESS MOTOR



PowerMaxx SSE 12 BL Compact
12V Reciprocating Saw
(battery capacity 2.0/4.0 Ah)



SSE 18 LTX Compact
18V Reciprocating Saw



ASE 18 LTX
18V Reciprocating Saw



NEW

BRUSHLESS MOTOR

SSE 18 LTX BL
18V Reciprocating Saw
(compatible w/all 18V Li-Ion/LiHD)

NEW

BRUSHLESS MOTOR



SSE 18 LTX BL Compact
18V Reciprocating Saw

Model	ASE 18 LTX (18V)	PowerMaxx SSE 12 BL Compact (12V)	SSE 18 LTX BL Kit: 2x5.5 Ah LiHD US602267550 (18V)	SSE 18 LTX Compact (18V)	SSE 18 LTX BL Compact (18V)
5.5 Ah Kit: 2 x liHD 5.5 Ah Batteries, Charger + Blades					
Bare Tool:	602269850	602322890	602267850	602266890	602366840
Dual blade capability - recip & jigsaw blade		•		•	•
Aluminum die-cast gear housing	•	•	•	•	•
"Quick" tool-less blade change	•	•	•	•	•
Adjustable depth shoe	•	Tool-less	Tool-less	Tool-less	Tool-less
Unique Metabo brushless motor	•	•	•	•	•
Ergonomic rubber coated handle	•	•	•	•	•
LED light	•	•	•	•	•
No-load speed (SPM)	0-2,700	0-3,000	0-2,700	0-3,300	0-3,000
Stroke length	1 1/16"	5/8"	1 1/4 "	1/2"	5/8"
Standard equipment:	Hex key (344161520)	(1) Blade (628265000) Carrying case	(1) Blade (626566000) (Kit only) (1) Blade (631925000) (Kit only)		(1) Blade (626566000)



6-1/2" "Classic" Precision Cut Carbide Blade (18 teeth)
#628272000



KS 18 LTX 57
18V Circular Saw



HO 18 LTX 20-82
18V Planer



Model	KS 18 LTX 57
Bare Tool:	601857890
Aluminum die-cast gear housing	•
Ergonomic handle with rubber	•
Cutting depth indicator	•
Dust extraction outlet	•
Spindle lock	•
Saw blade diameter/arbor	6 1/2" / 5/8" or 20mm
Cutting depth 90°	2 1/4"
Cutting depth 45°	1 11/16"
Angle setting	0-50°
No-load speed (RPM)	4,600
Standard equipment:	Carbide blade 18T (628272000) Rip guide (331050820) Hexagonal wrench (344161520)

Model	HO 18 LTX 20-82
Bare Tool:	602082890
Electronic features:	
Soft start feature	•
Overload protection	•
Planing width	3-1/4" or 82mm
Adjustable planing depth	0- 2mm
Max. notch depth	9mm
No-load speed (RPM)	16,000
Standard equipment:	Reversible carbide blades Rip guide Setting gauge Chip ejection adaptor Fabric dust bag

CORDLESS SHOP FAN, BLOWER, VAC AND USB CHARGER



18V Shop Fan
AV 18

Model Bare Tool:	AV 18 606176850
CFM	2,120
Speed	3-speed
Run time	Up to 7 hours
Metal frame features rubber feet for stability when free-standing, can be mounted on a tripod, or wall mounted	•
Overload protection and single cell protection	•



18V Hand Held Shop Blower
AG 18

Model Bare Tool:	AG 18 602242850
CFM	92
Adjustable length blowpipe for quick and easy changes between working at floor level or on workbenches	•
Rubber nozzle to avoid damaging soft materials	•
Overload protection and single cell protection	•



12V-18V AM/FM Bluetooth Jobsite Radio
R 12-18 BT

Model Bare Tool:	R 12-18 BT 600777520
Power: Batteries or Plug-in	•
Programmable	•
Bluetooth	•
LCD Display	•
AC Adaptor	•
Operates with (Li-Power or LiHD) slide-on battery packs	12V-18V
Jobsite tough	IP54 Water/ Dust Protection



Cordless HEPA Vacuum
74 CFM
AS 18 PC HEPA
#602021860 (BARE)

Model Bare Tool:	AS 18 PC HEPA 602021860	Equipment:
Press clean: manual filter cleaning uses powerful air stream	•	Standard:
Dual power setting: Eco-mode for extended run time. Boost for powerful suction	•	Fleece bag (630173000)
Non-slip rubber base	•	Stretchable suction hose (630176000) Collapsed length 2.5 ft, extends 11 ft
Metaloc box, designed for stacking	•	Additional brush ring (628215000)
Capacity display	•	Floor nozzle (630320000)
Run time	20 min / 40 min (ECO)	Crevice tool (630323000)
Airflow, CFM	74	Optional:
Max. vacuum pressure mBar	120	5 Fleece Filter Bags (630173000)
Container capacity (dry pick-up)	2 gallons	Portable base w/locking casters (630174000)
		HEPA Filter (630175000)



USB Charger and Adaptor
PA 14.4-18 LED-USB
#600288000 (BARE)



Model Bare Tool:	PA 14.4-18 LED-USB 600288000
LED Light	Up to 7 hours
USB	Charges 2 cell phones or 1 tablet
Operates with (Li-Power or LiHD) slide-on battery packs	14.4V-18V
12V connection for Metabo heated jacket	12V
Automatic shutdown - in the event overheating or short circuit	•



BSA Tripod
#623729000

Construction Tripod
#628791000



18V LED Flashlight
ULA 14.4-18

Model	ULA 14.4-18
Bare Tool:	600368000
12 position head	•
Single LED / 280 Lumens	•
Bright, consistent, white light	•



18V LED Work Light
SLA 14.4-18 LED

Model	SLA 14.4-18
Bare Tool:	600370000
Head swivels 180°	•
6 LEDS / 480 Lumens	•
Bright, white DIFFUSED LIGHT	•



18V LED Site Light
BSA 14.4-18



18V LED Site Light
BSA 14.4-18 Industrial
(includes lens diffuser and mounting - magnetic)

Model	BSA 14.4-18	BSA 14.4-18
5.2Ah Kit: 1 Li-Ion 5.2 Ah Battery, Charger + Soft Tool Bag	US602111750	Industrial
Bare Tool:	602111850	602111010
Head swivels 180°	•	•
18 Powerful LEDS	•	•
Brightness	1,200 / 2,600 Lumen	1,200 / 2,600 Lumen
Bright, consistent white light over a wide area	•	•
WATERPROOF RATED IP56	•	•
Carrying handle	•	•
SAFE! Cool to the touch	•	•
Anti-Skid base	•	•
Integrated wall hanging mount	•	•
5/8-11" threaded mount	•	•
Lens protection screen (6235690000)	optional	standard
Tripod stand	(623729000)	(623729000)
Magnet base	optional	standard



Laser Distance Meter
LD 30

Model	LD 30
Bare Tool:	606162000
Range	30 meters / 100 ft.
LED display	•
Impact resistant	•
Rubber grip	•
Length	•
Area	•
Volume	•
Continuous measurement	•

18V BATTERIES



Li-Ion Power

2.0 Ah Li-Ion



625596000

Most compact for maximum flexibility.

5.2 Ah Li-Ion



625592000

Generous runtime for heavy applications.

4.0 Ah LiHD Compact



5.5 Ah LiHD



625368000

Extreme power output, run-time and performance for largest range of applications.



625367000

Significantly smaller and lighter than full size battery packs. Provides run-time similar to many industry standard full size 18V batteries.

8.0 Ah LiHD



625369000

The ultimate professional battery for the most power in demanding industrial applications.

10.0 Ah LiHD



625549000

The ultimate professional battery for the longest runtime for industrial applications.

NEW

Coming Fall 2020



PA 14.4-18 LED-USB
600288000 (BARE)
USB Charger and Adaptor

18V BATTERY KITS


Order#	Desc.	Included
US625342002	LiHD Ultra-M Pro Kit	(2) 5.5 Ah, Carrying Case, Charger
US625596020	Ultra-M Compact Kit	(2) 2.0 Ah, Carrying Case, Charger
US625596052	Ultra-M Starter Kit	2.0 Ah + 5.2 Ah, Carrying Case, Charger
US625596252	Ultra-M Professional Kit	(2) 5.2 Ah, Carrying Case, Charger
US625367002	LiHD Compact Kit	(2) 4.0 Ah, Carrying Case, Charger
US625369011	LiHD + 8.0 Ah LiHD Kit	4.0 Ah + 8.0 Ah, Carrying Case, Charger
US625369002	LiHD Pro Kit	(2) 8.0 Ah, Carrying Case, Charger

CHARGERS

ASC Multi 8
627301000
Air-Cooled
Multi-Bay Charger



ASC 55 Air-Cooled Charger
627046000
For 12V, 18V and 36V batteries
(charges 18V 4.0Ah in 68 min)



- Charges 8 batteries simultaneously
- Works with 12V, 18V and 36V batteries
- **Heavy Duty** aluminum housing
- Wall mounting



ASC 145 Fast Air-Cooled Charger
627380000
For 12V, 18V and 36V batteries
(charges 18V 8.0Ah in 1 hour)

NEW



ASC 145 Duo Fast Air-Cooled Charger
627497000
For 12V, 18V and 36V batteries
(charges 18V 8.0Ah in 1 hour)

NEW

- Charges 2 batteries simultaneously
- Includes 2 USB ports

Coming Fall 2020

ADAPTORS AND TORQUE MULTIPLIER



Quick Off-set Attachment
627234000 for BS 12 BL Q



Quick Change Right Angle Drive Adaptor
627242000
Fits LTX tools



Right Angle Drive Adaptor
631078000
Fits LTX tools



Quick Change Right Angle Drive Adaptor
627261000 For BS 12 BL Quick
For BS 18 Quick (previous version)



Quick Change Right Angle Drive Adaptor
627077000
For BS 18 L Quick



Quick Bit Holder
627241000
For All quick drills



Quick Change Chuck
627240000 - 1/2" Chuck
For BS 18 LTX BL Quick and SB 18 LTX BL Quick



636608000 - 1/2" Chuck
For BS 18 L Quick



627259000 - 3/8" Chuck
For BS 12 BL Quick



Tapping Chuck
M8-M12: 627237000
With square insert for machine taps > 1/4"
M4-M6: 627235000
With square insert for machine taps ≤ 1/4"



X3 Torque Multiplier

X3 Attachment
627256000
Multiplies torque by 3 times for tasks that demand more power. Fits the BS 18 LTX-3 BL Q I, and SB 18 LTX-3 BL Q I

TOOL BAGS



Small Tool Bag
657006000



Large Tool Bag
657007000

GUIDE RAIL ACCESSORIES



Guide Rail FS 80
629010000
32 inch.



Guide Rail FS 160
629011000
63 inch.

Connector FSV for Guide Rails FS
629022000



Mitre Fence FSW
629026000



Saw Guide (for KSA 18 LTX)
631019000

Twist Tensioning Clamp 2 pc set
831031000




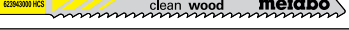








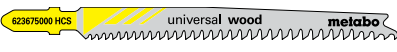

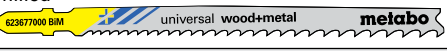








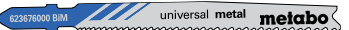


Slides under FS guide rail for flush mounting







Quick Tensioning Clamp FSSZ
629021000



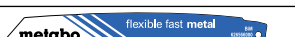













These blades fit : Metabo, AEG, Atlas Copco, Black & Decker, Bosch, DeWalt, Elu, Festo, Hitachi, Holz-Her, Kress, Makita, Skil ...

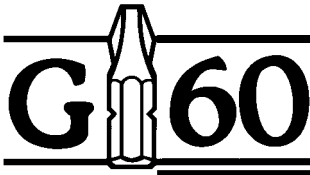
Saw-blade/Type	Material	Cutting Edge	Teeth Per Inch	Uses	Corr. Bosch Type	Pcs./ Pk.	Order No.
For wood the >Classic< series low-price and reliable				HCS milled			
Wavy-set, milled 	HCS	2"	12	Hardwood, softwood, chip-board, block-board, fibre-board, 7/64"-9/16" in., plastics, insulation materials	T119B	5	623631000
Wavy-set, milled 	HCS	2"	12	As above, 7/64"-3/4" in. , specially for curved cuts	T119BO	5	623646000
Wavy-set, milled 	HCS	3"	8	For quick, rough cuts in hardwood, softwood, plastics, 7/32"-2" in.	T111C	5	623632000
Wavy-set, milled 	HCS	3 1/2"	10	For quick, rough cuts in hardwood, softwood, plastics, 7/32"-2" in.	U101B	5	623943000
For wood the >Professional< series quick, clean, accurate cuts				HCS ground			
Side-set, ground 	HCS	3"	6	Hardwood, softwood, chip-board, block-board, 7/32"-2" in., for quick cuts	T144D	5	623633000
Side-set, ground 	HCS	5"	6	Hardwood, softwood, chip-board, block-board, fibre-board, structural timber, 1/4"-4" in., for quick cuts	T344D	5	623678000
Tapered, ground 	HCS	2"	18	Softwood, plywood, plastics, 1/16" - 9/16" in., for a non-splintering cut, specially for curved cuts	T101AO	5	623651000
Clearance - angle, teeth ground 	HCS	6"	6	Hardwood, softwood up to 5 1/4" in., chip-board, block-board	T744D	5	623663000
Clearance - angle, teeth ground 	HCS	3"	10	Hardwood, softwood, chip-board, block-board, fibre-board, plastics, 1/8"-1 3/16" in., for a really clean cut	T101B	5	623634000
Clearance - angle, teeth Ground, reversed-toothed 	HCS	3"	10	Hardwood, softwood, chip-board, block-board, fibre-board, coated boards, 1/8"-1 3/16" in., for a really clean cut	T101BR	5	623650000
Clearance - angle, teeth ground 	HCS	3"	6	Hardwood, softwood, chip-board, block-board, fibre-board, 3/8"-1 3/4" in., for a really clean cut	T101D	5	623635000
Clearance - angle, teeth ground 	HCS	3 1/2"	8	Hardwood, softwood, chip-board, block-board, fibre-board, 3/8"-2 3/8" in., for a really clean cut	T301CD	5	623640000
Clearance - angle, teeth ground 	HCS	4"	6	Extra thick, for accurate, precisely angled cuts in hardwood, softwood, chip-board, block-board, fibre-board, 7/32"-4" in.	T344DP	5	623679000
For wood the >Pionier< series quick, clean cuts in wood of all thicknesses				HCS ground			
Clearance - angle, teeth ground, progressive tooth pitch 	HCS	3 1/2"	progres- sive	Straight, clean cuts in wood-based materials, thick or thin, 7/64"-2 9/16" in., for quick cuts	T234X	5	623675000
For wood the >Professional< series quick, clean, accurate cuts - and a long useful life				BiM ground			
Clearance - angle, teeth ground 	BiM	3"	10	Hardwood, softwood, laminates, coated boards, plastics, 1/8"-1 3/16" in., for a really clean cut	T101BF	5	623975000
Universal the >Pionier< series for wood, metal, plastic				BiM milled			
Side-set, milled 	BiM	4"	progres- sive	Universal blade for wood (even with nails), metals, non-ferrous metals, and plastics	T345XF	5	623677000
For metal the >Classic< series low-price and reliable				HSS milled			
Wavy-set, milled 	HSS	2"	36	Sheet-steel, up to 1/16" in., non-ferrous metals	T118G	5	623636000
Wavy-set, milled 	HSS	2"	24	Sheet-steel, 3/64"-1/8" in., non-ferrous metals	T118A	5	623637000
Wavy-set, milled 	HSS	4"	24	Sheet-steel, 3/64"-1/8" in., non-ferrous metals, sandwich materials	T318A	5	623629000
Wavy-set, milled 	HSS	2"	12	Sheet-steel, 1/8"-1/4" in., non-ferrous metals	T118B	5	623638000
Wavy-set, milled 	HSS	2 1/4"	13	Sheet-steel, 1/8"-1/4" in., non-ferrous metals	U118B	5	623940000
For metal the >Professional< series shatter-proof, long useful life				BiM milled			
Wavy-set, milled 	BiM	6"	12	Sheet-steel, 1/8"-1/4" in., sandwich materials up to 4" in.	T718BF	5	6236604000
Wavy-set, milled 	BiM	2 1/4"	24	Sheet-steel, , 3/64"-1/8" in., non-ferrous metals	T118AF	5	623971000
Wavy-set, milled 	BiM	2 1/4"	12	Sheet-steel, 1/8"-1/4" in., non-ferrous metals	T118BF	5	623973000
For metal the >Pionier< series quick, clean cuts in materials of all thicknesses				HSS milled			
Side-set, milled 	HSS	3"	progres- sive	Universal blade for thick / thin sheet-steel, 1/16"-3/8" in., non-ferrous metals up to 1 3/16" in.	T123X	5	623676000

Jigsaw Blades - bayonet fitting (continued)

Saw-blade/Type	Material	Cutting Edge	Teeth Per Inch	Uses	Corr. Bosch Type	Pcs./ Pk.	Order No.
For Aluminum and non-ferrous metals the >Expert< series				Aluminum HSS/BiM			
Side-set, milled 	HSS	3"	8	Aluminum, 1/8"-9/16" in., non-ferrous metals, 1/6"-3/4" in., plastics for quick cuts	T127D	5	623639000
For plastics the >Expert< series				plastics HM ground			
Ground 	HM	3 1/2"	8	Glass-fibre-reinforced plastics, 7/32"-2 3/8" in.	T301CHM	3	623687000
For plexiglass the >Expert< series				plexiglass HSS ground			
Ground 	HSS	3"	12	Plexiglass, polycarbonate, 7/64"-3/4" in., non-ferrous metals, 7/64"-3/8" in.	T101A	5	623640000
For ceramic materials the >Expert< series				ceramics HM grit			
	HM grit	2"	Fine	Ceramics, glass, glass-fibre-reinforced plastics, cast-iron	T150 TC Coated	1	623658000

Reciprocating Saw Blades - with 1/2 inch universal fitting

Saw-blade/Type	Material	Length x Width x Thickness	Teeth Per Inch	Uses	Corr. Bosch Type	Pcs./ Pk.	Order No.
For metal the >Classic< series				low-price and reliable HSS milled			
Wavy-set, milled 	HSS	6" x 5/8" x .035 9" x 5/8" x .035	14 14	Sheets, 7-64"-5/16" in., sections, 3/8"-4" in.	S 918 B S 1122 BF	5	631130000 631494000
For metal the >Flexible< series				shatter-proof, flexible BiM milled			
Side-set, milled 	BiM	6" x 3/4" x .035	18	Sheets, 1/32"-1/8" in., pipes, sections, 1/32"-4" in.	S 922 EF	5	631454000
Side-set, milled 	BiM	6" x 3/4" x .043 curved	18	Sheets, 1/32"-1/8" in., pipes, sections, 1/32"-4" in.	n/a	5	626566000
Side-set, milled 	BiM	9" x 3/4" x .035	18	Sheets, 1/16"-7/32" in., pipes, sections, 7/32"-7" in., flush cuts	S 1122 EF	5	631493000
Side-set, milled 	BiM	6" x 3/4" x .035	14	Sheets, 1/8"-5/16" in., pipes, sections, 3/8"-4" in.	S 922 BF	5	631491000
For metal the >Professional< series				stable, precise, for really tough jobs BiM milled			
Side-set, milled 	BiM	9" x 3/4" x .063	9	Sheets, 7/32"-3/8" in.; pipes, sections, 3/4"-7" in., ideal for pipe-cutting equipment, for demolition work	S 1120 CF	5	631993000
For wood and metal the >Flexible< series				shatter-proof, flexible BiM milled			
Side-set, milled 	BiM	6" x 3/4" x .035 8" x 3/4" x .050	10-14 PROG	Wood, wood with nails or metal inserts 7/32"-4" in., sheets, pipes, sections, 1/8"-3/8", plastics, 1/8"-4"	S 922 VF S 3456 XF	5	631492000 631915000
Side-set, milled 	BiM	12" x 3/4" x .035	10-14	Wood, wood with nails or metal inserts 7/32"-10" in., sheets, pipes, sections, 1/8"-3/8" in., plastics, 1/8"-10" in.	S 1222 VF	5	631407000
For wood and metal the >Professional< series				quick, stable, for really tough jobs BiM milled			
Side-set, milled 	BiM	6" x 3/4" x .063	6	Wood, wood with nails or metal inserts 3/8"-4" in., plastics, reconstruction work demolition and reconstruction work	S 610 DF	5	631925000
Side-set, milled 	BiM	9" x 3/4" x .063 10" x 3/4" x .060	6 5	Wood, wood with nails or metal inserts 3/8"-4" in., plastics, demolition and reconstruction work	S 1110 DF S 1531 L	5	631926000 631488000
For wood (even with nails) the >Flexible< series				stable, quick BiM milled			
Side-set, milled 	BiM	12" x 3/4" x .050	5-8	Wood (even with nails), plastics, chip-board, 3/8"-10" in.	S 1411 VF	5	631987000
Side-set, milled 	BiM	12" x 3/4" x .050	6	Wood (even with nails), plastics, chip-board, 3/8"-10" in.	S 1344 D	5	631472000
Side-set, milled 	BiM	9" x 3/4" x .050	5-8	Wood (even with nails), plastics, chip-board, 3/8"-8" in.	S 1111 VF	5	631986000
Side-set, milled 	BiM	6" x 3/4" x .050	6	Wood (even with nails), plastics, chip-board, 3/8"-4" in.	S 644 D	5	631470000
Side-set, milled 	BiM	6" x 3/4" x .050	5-8	Wood (even with nails), plastics, chip-board, 3/8"-4" in.	S 611 VF	5	631984000
For special applications the >Expert< series							
Side-set, carbide-tipped 	BiM	6" x 5/8" x .050	6	Plaster-board, 5/16"-4" in., for a really clean cut	S628DF	5	631907000



Cold forged from premium S2 tool steel, fully hardened and tempered for optimum hardness and toughness. G-60 screwdriver tooling fits better and lasts longer even when used on heat-treated and case hardened screws.

Proper Bit Selection

The most important factor when using screwdriver bits is proper fit. Using the correct point size reduces rounding and breaking of the bits.

Why is hardness important?

Bits are manufactured at various hardness to accommodate different screws and applications. For example medium hard bits are best suited for driving standard (soft) screws and extra hard bits are best for driving heat-treated or case hardened screws.

29 Piece Bit Box + Mini Flashlight
626721000
(Must be ordered in increments of 12)

Included:
1" Insert Bits (21 pcs.): PH 1 x 1, PH 2 x 2, PH 3 x 1; PZ 1 x 1, PZ 2 x 2; PZ 3 x 1; SL 3 x 1, SL 5 x 1; Hex M3 x 1, Hex M4 x 1, Hex M5 x 1; Hex M6 x 1; Torx 10 x 1, 15 x 1, 20 x 2, 25 x 1, 30 x 1, 40 x 1

L= 2" Power bits (6 pcs.): PH 2 x 1; PZ 2 x 1; Torx 20 x 1, 25 x 1; SL 4.5 x 1, Hex M4 x 1

1 x 1/4" hex to 1/4" square socket adapter
1 x magnetic quick change bit holder

Includes mini-flashlight: CRR-LED, 100 lumen, light range 100 m, duration of illumination 180 min.

Screwdriver Bits

1" Phillips Bits 1/4" Hex. Shank



Overall Length	Point Size	Bits/Pkg.	Order No.
1"	P-1	25	678101000
1"	P-2	25	678102000
1"	P-2 reduced	25	678142000

1" Square Recess Bits 1/4" Hex. Shank



Overall Length	Point Size	Bits/Pkg.	Order No.
1"	R-0	25	678150000
1"	R-1	25	678151000
1"	R-2	25	678152000

Phillips Recess Power Bits 1/4" Hex. Shank



Overall Length	Point Size	Bits/Pkg.	Order No.
2"	P-1	10	678201000
2"	P-2	10	678202000
2"	P-3	10	678203000
3"	P-1	10	678301000
3"	P-2	10	678302000
4"	P-2	10	678402000


Square Recess Power Bits 1/4" Hex. Shank



Overall Length	Point Size	Bits/Pkg.	Order No.
2"	R-1	10	678251000
2"	R-2	10	678252000
3"	R-1	10	678351000
3"	R-2	10	678352000
4"	R-1	10	678451000
4"	R-2	10	678452000
6"	R-2	5	678652000

Magnetic Nutsetters

Precisely forged & carefully hardened alloy steel to drive more hexagon & sheet metal screws. Powerful permanent magnet holds screws firmly in place. Designed for even the most demanding jobs.

	Overall Length	Hexagon Opening	Qty/ Pack	Order No.
	1 5/8"	1/4"	5	678001000
	1 5/8"	5/16"	5	678002000
	2 9/16"	1/4"	5	678011000
	2 9/16"	5/16"	5	678012000
	2 9/16"	3/8"	5	678013000
	2 9/16"	7/16"	5	678014000

Bi-metal Hole Saws

ADVANTAGES

- Teeth are made with hardened alloyed steel, includes 8% cobalt, which increases durability and maximizes life expectancy
- Quicker and more precise material removal
- Irregular tooth shape and spacing helps to minimize vibration
- For use in cast steel, grey cast iron, stainless steel, construction steel, aluminum, bronze, copper, PVC, acrylic, glass and wood

Order No.	Diameter (inches)	Order No.	Diameter (inches)
625160000	9/16"	625188000	2 1/4"
625161000	5/8"	625189000	2 5/16"
625162000	11/16"	625190000	2 3/8"
625163000	3/4"	625191000	2 1/2"
625165000	13/16"	625192000	2 9/16"
625166000	7/8"	625193000	2 5/8"
625167000	15/16"	625195000	2 3/4"
625168000	1"	625196000	2 7/8"
625169000	1 1/16"	625197000	3"
625170000	1 1/8"	625198000	3 1/8"
625171000	1 13/16"	625199000	3 1/4"
625172000	1 1/4"	625200000	3 3/8"
625173000	1 5/16"	625201000	3 1/2"
625174000	1 3/8"	625202000	3 5/8"
625175000	1 7/16"	625204000	3 7/8"
625176000	1 1/2"	625205000	4"
625177000	1 9/16"	625206000	4 1/8"
625178000	1 5/8"	625207000	4 1/4"
625179000	1 11/16"	625208000	4 3/8"
625180000	1 3/4"	625209000	4 1/2"
625182000	1 7/8"	625210000	4 3/4"
625184000	2"	625211000	5"
625186000	2 1/8"	625213000	5 1/2"
		625214000	6"

Mandrels

625215000 9/16" to 1-3/16" adaptor



625216000 1-1/4" to 6" adaptor



Bi-metal Hole Saw Kits

625434000 Bi-metal hole saw set (8 pieces)

Carrying case contains bi-metal hole saws: 7/8", 1-1/8", 1-3/8", 1-3/4", 2" and 2-1/2".

For hole saws 9/16" to 1-13/16" use the 9/16" to 1-3/16" adaptor (625215000)

For hole saws 1-1/4" to 6" use the 1-1/4" to 6" adaptor (625216000)



625435000 Bi-metal hole saw set (11 pieces)

Carrying case contains bi-metal hole saws: 7/8", 1-1/8", 1-3/8", 1-3/4", 2" and 2-1/2".

For hole saws 9/16" to 1-13/16" use the 9/16" to 1-3/16" adaptor (625215000)

For hole saws 1-1/4" to 6" use the 1-1/4" to 6" adaptor (625216000)

